



Mar 1, 2025 - Mar 31, 2025

# FLETC.gov Web Performance Metrics

Total users

84.1K

↓ -9.7% from previous 31 days



Sessions

111.0K

↓ -8.9% from previous 31 days



30-day active users

2.6M

↓ -12.8% from previous 31 days



## Session Details

	Average session duration ▾	Engaged sessions
1.	00:03:01	64,642

1 - 1 / 1 < >

## Pageviews and Engagement

	Views ▾	Engagement rate
1.	280,778	58.22%

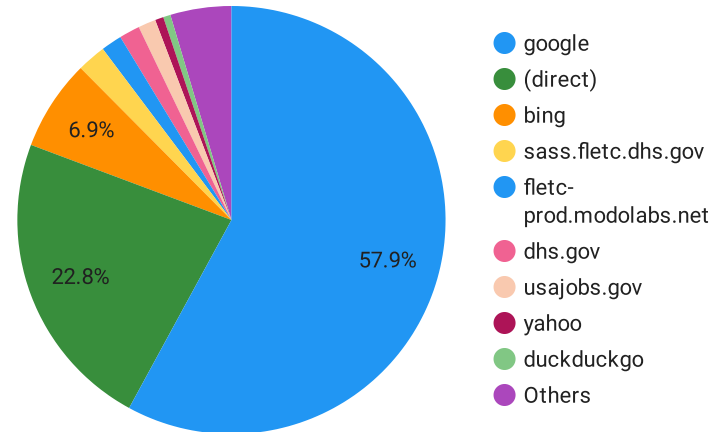
1 - 1 / 1 < >

## Active Users

	Active users	30-day active users ▾
1...	91,388	2,595,386

1 - 1 / 1 < >

## Visits by Source



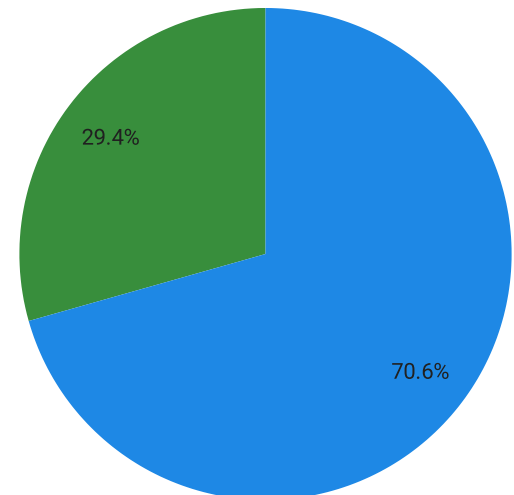
## Top Overall Pages

	Page title	Views ▾
1.	Training Catalog   Federal Law Enforcement Training Centers	1,054
2.	Frontpage   Federal Law Enforcement Training Centers	721
3.	Training   Federal Law Enforcement Training Centers	309
4.	Glynco, Georgia   Federal Law Enforcement Training Centers	249
5.	Programs   Federal Law Enforcement Training Centers	179
6.	Site Search   Federal Law Enforcement Training Centers	139
7.	FedBizOpps   Federal Law Enforcement Training Centers	132
8.	Basic Programs   Federal Law Enforcement Training Centers	124
9.	Careers and Internships   Federal Law Enforcement Training Centers	96
10.	Glynco Campus Life   Federal Law Enforcement Training Centers	94

1 - 100 / 359 < >

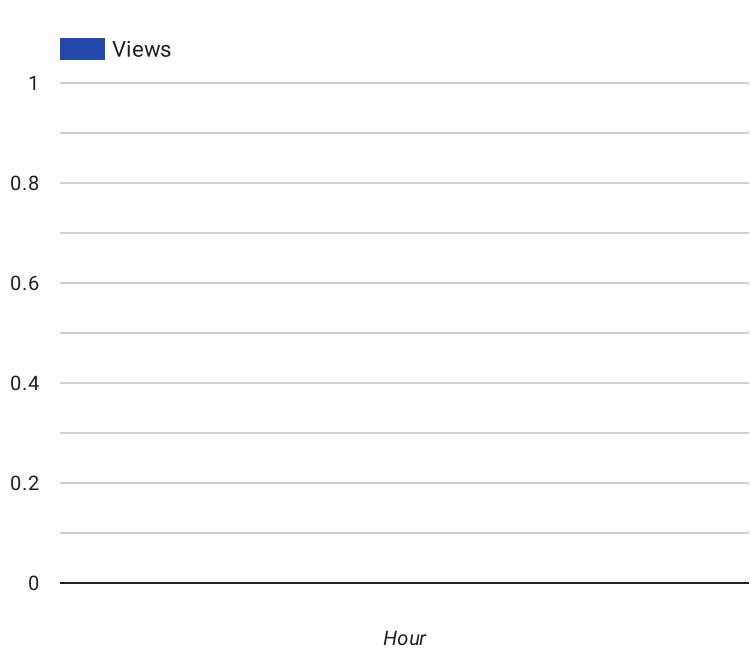
## New vs. Returned Visitors

● new ● returning



# FLETC.gov Web Performance Metrics

Pageviews by Hour



Sessions and Pageviews by Source / Medium

Session source / medium		Sessions
1.	google / organic	3,007
2.	bing / organic	669
3.	dhsauthportal.dhs.gov / refe...	24
4.	fletc.gov / referral	87
5.	yahoo / organic	83
6.	duckduckgo / organic	75
7.	dhs.gov / referral	8
8.	edit.staging.fleta.gov / referral	2
9.	careers.cbp.gov / referral	19
10.	linkedin.com / referral	18

1 - 52 / 52 < >

Sessions by Device Category

Device category		Sessions ▾
1.	desktop	3,069
2.	mobile	1,972
3.	tablet	24

1 - 3 / 3 < >