


FLETC.gov Web Performance Metrics

Total users
85.5K
↓ -1.1% from previous 30 days



Sessions
109.9K
↓ -2.8% from previous 30 days



30-day active users
165.3K
↑ 0.9% from previous 30 days



Session Details

Average session duration	Engaged sessions
1. 00:02:53	62,466

1 - 1 / 1 < >

Pageviews and Engagement

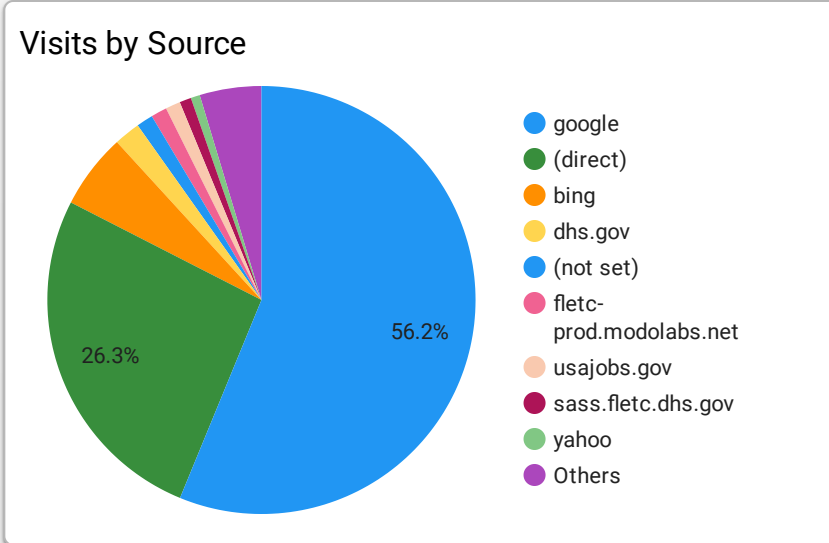
Views	Engagement rate
1. 255,412	56.84%

1 - 1 / 1 < >

Active Users

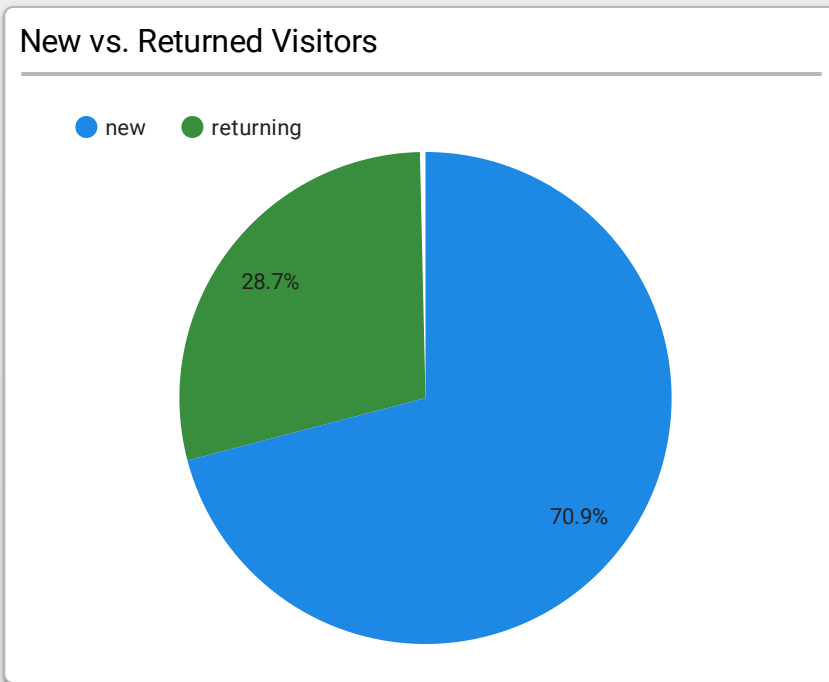
Active users	30-day active users
1... 84,686	165,272

1 - 1 / 1 < >




Top Overall Pages

Page title	Views
No data	



FLETC.gov Web Performance Metrics

Pageviews by Hour



Sessions and Pageviews by Source / Medium

	Session source / medium	Sessions
1.	google / organic	3,495
2.	bing / organic	671
3.	fletc.gov / referral	91
4.	duckduckgo / organic	97
5.	yahoo / organic	74
6.	m.facebook.com / referral	25
7.	careers.cbp.gov / referral	18
8.	sp2013.shpt.sbu.dea.doj.go...	1
9.	usdhs.sharepoint.com / refe...	6
10.	lm.facebook.com / referral	8

1 - 49 / 49 < >

Sessions by Device Category

	Device category	Sessions ▾
1.	desktop	3,386
2.	mobile	2,254
3.	tablet	54

1 - 3 / 3 < >