



FLETC.gov Web Performance Metrics


Total users
83.2K
↓ -3.8% from previous 29 days



Sessions
107.5K
↓ -4.5% from previous 29 days



30-day active users
164.2K
↓ -0.5% from previous 29 days



Session Details

	Average session duration ▾	Engaged sessions
1.	00:02:51	62,852

1 - 1 / 1 < >

Pageviews and Engagement

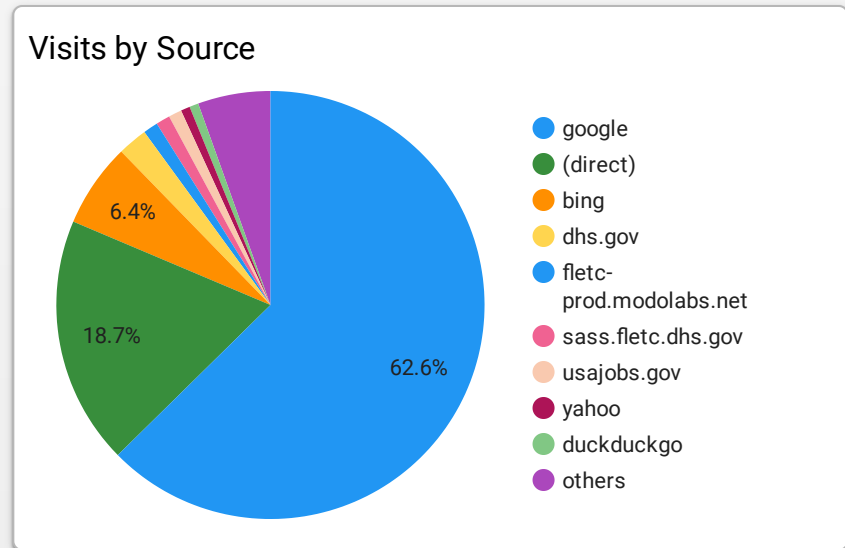
	Views ▾	Engagement rate
1.	267,332	58.48%

1 - 1 / 1 < >

Active Users

	Active users	30-day active users ▾
1...	82,063	164,173

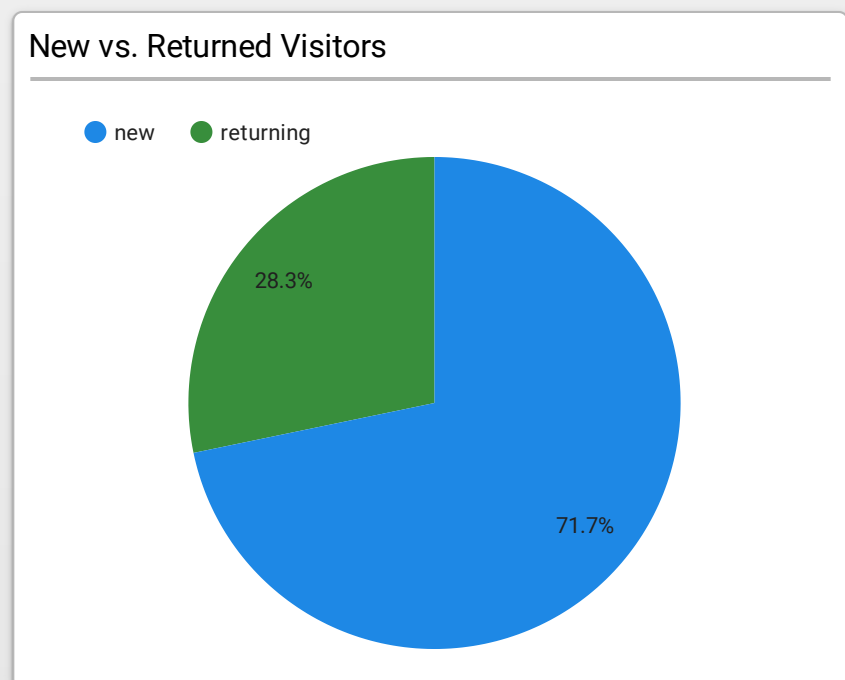
1 - 1 / 1 < >



Top Overall Pages

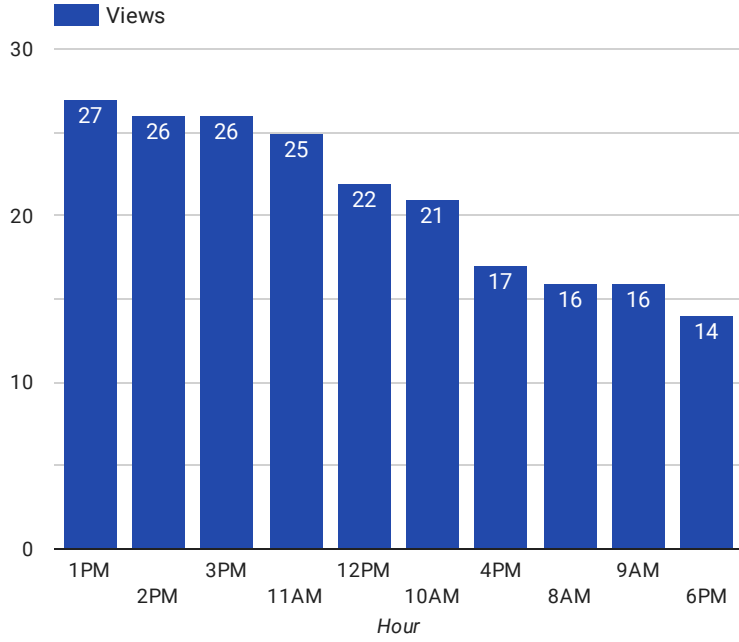
	Page title	Views ▾
1.	Training Catalog Federal Law Enforcement Training Centers	48
2.	Frontpage Federal Law Enforcement Training Centers	27
3.	Training Federal Law Enforcement Training Centers	15
4.	Glynco, Georgia Federal Law Enforcement Training Centers	14
5.	Execution of a Search Warrant (I) (MP3) Federal Law Enforcement Training Centers	13
6.	Programs Federal Law Enforcement Training Centers	9
7.	Artesia, New Mexico Federal Law Enforcement Training Centers	8
8.	Male Physical Efficiency Battery Scores Federal Law Enforcement Training Centers	7
9.	Physical Efficiency Battery (PEB) Federal Law Enforcement Training Centers	7
10.	Careers and Internships Federal Law Enforcement Training Centers	5

1 - 100 / 127 < >



FLETC.gov Web Performance Metrics

Pageviews by Hour



Sessions and Pageviews by Source / Medium

	Session source / medium	Sessions
1.	google / organic	69,190
2.	bing / organic	7,470
3.	dhs.gov / referral	2,373
4.	sass.fletc.dhs.gov / referral	1,152
5.	usajobs.gov / referral	1,062
6.	fletc-prod.modolabs.net / ref...	1,126
7.	yahoo / organic	817
8.	duckduckgo / organic	872
9.	usa.gov / referral	226
10.	cbp.usajobs.gov / referral	357

1 - 100 / 398 < >

Sessions by Device Category

	Device category	Sessions
1.	desktop	58,479
2.	mobile	51,904
3.	tablet	960
4.	smart tv	8