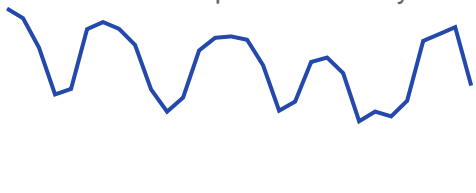


# FLETC.gov Web Performance Metrics


Total users  
**70.0K**  
⬇️ -17.0% from previous 30 days



Sessions  
**92.3K**  
⬇️ -13.6% from previous 30 days



30-day active users  
**147.3K**  
⬇️ -4.3% from previous 30 days



Session Details

Average session duration ▾	Engaged sessions
1. 00:02:55	54,265

1 - 1 / 1 < >

Pageviews and Engagement

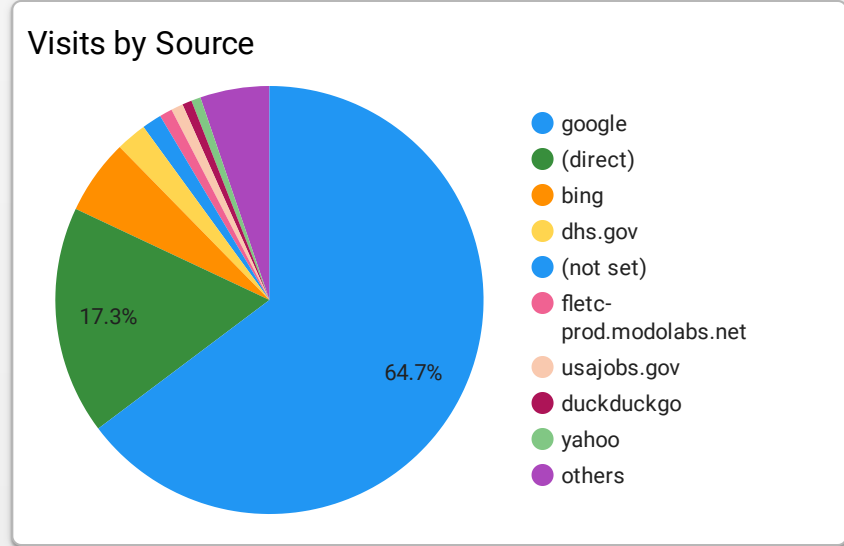
Views ▾	Engagement rate
1. 218,626	58.8%

1 - 1 / 1 < >

Active Users

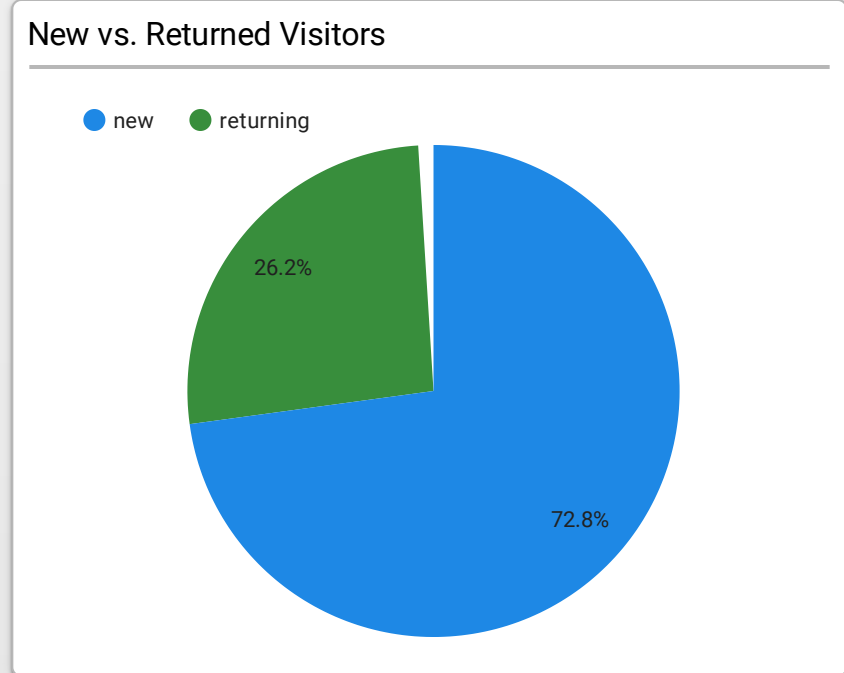
Active users	30-day active users ▾
1... 68,598	147,256

1 - 1 / 1 < >



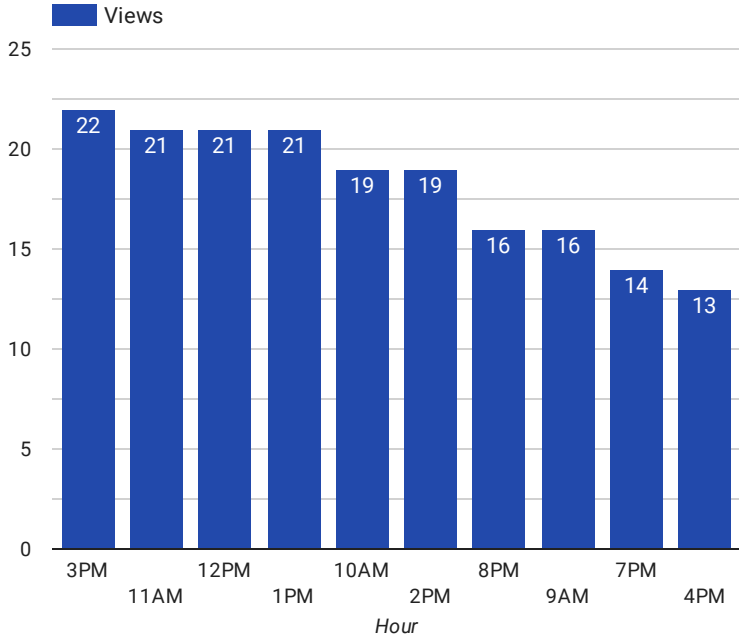
Top Overall Pages

Page title	Views ▾
No data	



# FLETC.gov Web Performance Metrics

## Pageviews by Hour



## Sessions and Pageviews by Source / Medium

	Session source / medium	Sessions
1.	google / organic	58,922
2.	bing / organic	5,725
3.	dhs.gov / referral	2,049
4.	yahoo / organic	696
5.	usajobs.gov / referral	784
6.	fletc-prod.modolabs.net / ref...	811
7.	sass.fletc.dhs.gov / referral	587
8.	duckduckgo / organic	747
9.	ncis.navy.mil / referral	270
10.	usa.qov / referral	114

1 - 100 / 373 < >

## Sessions by Device Category

	Device category	Sessions
1.	desktop	46,215
2.	mobile	45,521
3.	tablet	877