


# FLETC.gov Web Performance Metrics

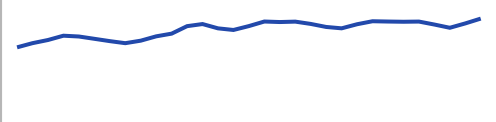
Total users  
**86.0K**  
↑ 9.8% from previous 31 days



Sessions  
**109.0K**  
↑ 7.3% from previous 31 days



30-day active users  
**155.2K**  
↑ 3.9% from previous 31 days



Session Details

	Average session duration ▾	Engaged sessions
1.	00:02:45	64,332

1 - 1 / 1 < >

Pageviews and Engagement

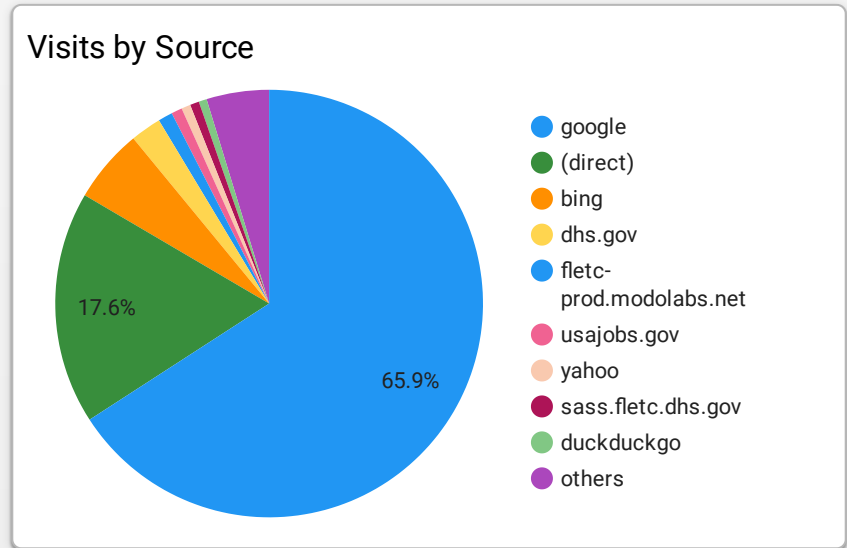
	Views ▾	Engagement rate
1.	252,351	59.03%

1 - 1 / 1 < >

Active Users

	Active users	30-day active users ▾
1...	84,953	155,205

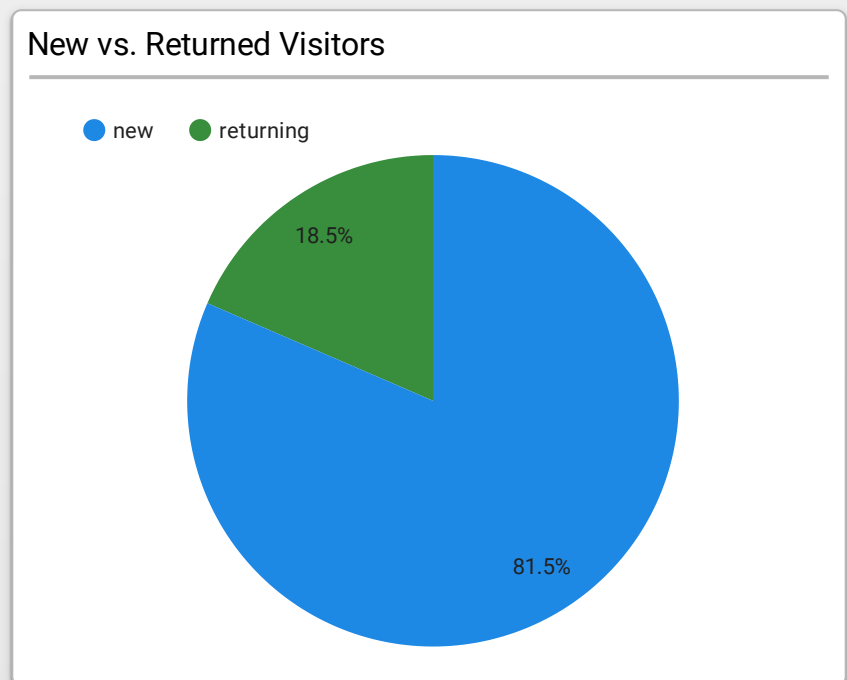
1 - 1 / 1 < >



Top Overall Pages

	Page title	Views ▾
1.	Training Catalog   Federal Law Enforcement Training Centers	40
2.	Frontpage   Federal Law Enforcement Training Centers	32
3.	National Terrorism Advisory System   Federal Law Enforcement Training Centers	29
4.	Glynco, Georgia   Federal Law Enforcement Training Centers	19
5.	Careers and Internships   Federal Law Enforcement Training Centers	13
6.	PEB Scores for Age and Gender   Federal Law Enforcement Training Centers	13
7.	Execution of a Search Warrant (I) (MP3)   Federal Law Enforcement Training Centers	12
8.	Careers   Federal Law Enforcement Training Centers	10
9.	Basic Programs   Federal Law Enforcement Training Centers	8
10.	FedBizOpps   Federal Law Enforcement Training Centers	8

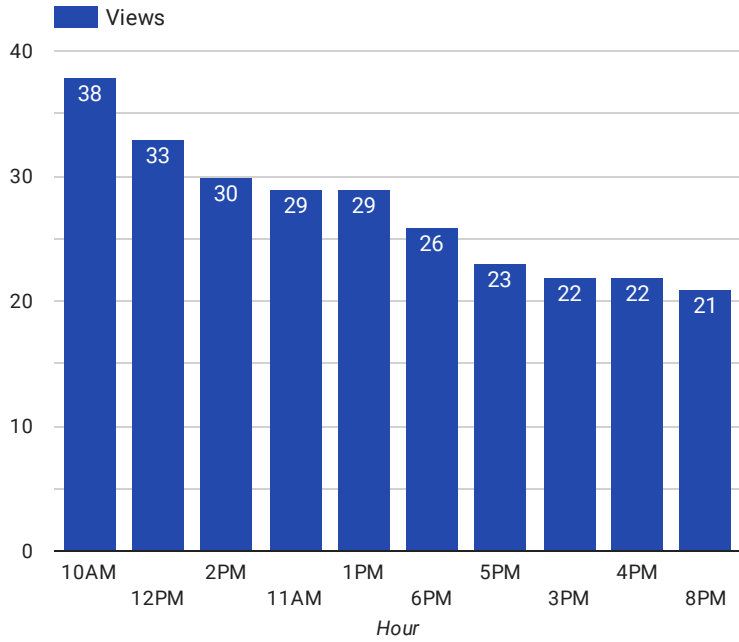
1 - 100 / 130 < >





## FLETC.gov Web Performance Metrics

### Pageviews by Hour



### Sessions and Pageviews by Source / Medium

	Session source / medium	Sessions
1.	google / organic	70,038
2.	bing / organic	6,499
3.	dhs.gov / referral	2,399
4.	fletc-prod.modolabs.net / ref...	1,067
5.	yahoo / organic	791
6.	sass.fletc.dhs.gov / referral	666
7.	usajobs.gov / referral	817
8.	duckduckgo / organic	758
9.	ncis.navy.mil / referral	295
10.	m.facebook.com / referral	361

1 - 100 / 375 < >

### Sessions by Device Category

	Device category	Sessions ▾
1.	mobile	54,030
2.	desktop	51,275
3.	tablet	954
4.	smart tv	3